△3 △5 Material:

* Insulation: Nylon 6T + 30% GF. UL 94V-0
  Color Black
* Contact: Brass

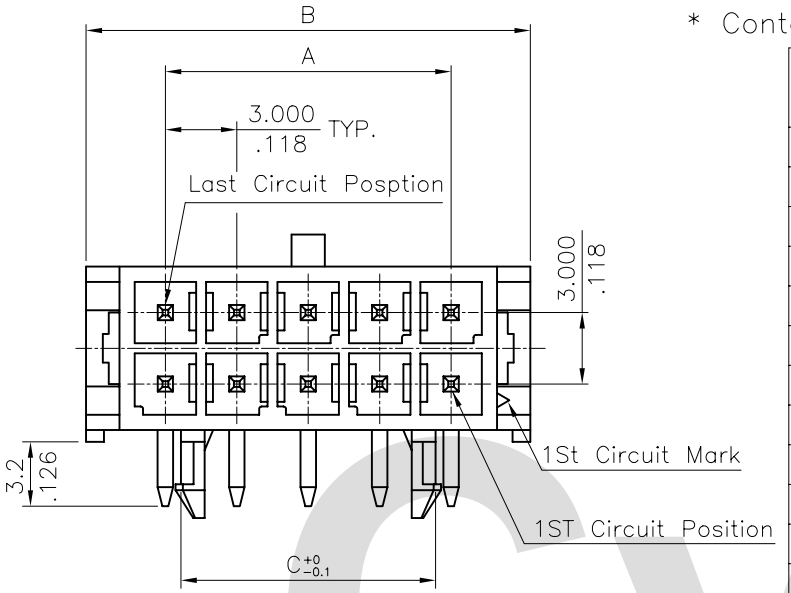

Circuits	Dimension		
	A	B	C
2	—	6.7(.264)	–
4	3.00(.118)	9.7(.382)	–
6	6.00(.236)	12.7(.500)	–
8	9.00(.354)	15.7(.618)	7.7(.303)
10	12.00(.472)	18.7(.657)	10.7(.421)
12	15.00(.591)	21.7(.854)	13.7(.539)
14	18.00(.709)	24.7(.972)	16.7(.657)
16	21.00(.827)	27.7(1.091)	19.7(.776)
18	24.00(.945)	30.7(1.209)	22.7(.894)
20	27.00(1.063)	33.7(1.327)	25.7(1.012)
22	30.00(1.181)	36.7(1.445)	28.7(1.130)
24	33.00(1.299)	39.7(1.563)	31.7(1.248)

Ordering Code:

CP35 ① ** ② P ③ * ④ H ⑤ 0 ⑥ 0 ⑦

① Series No.
② No. of Circuite: 02~24
③ Concact type: P= Plug
④ Contact plated:
  1= Tin over Nickel
  2= Gold flash plated over 50μ" Nickel
  3= 15μ" Gold plated over 50μ" Nickel
  4= 30μ" Gold plated over 50μ" Nickel
⑤ H= Right angle
⑥ Mount type: 0= Dip Type
⑦ Other options: 0= With plastic board lock (Standard)

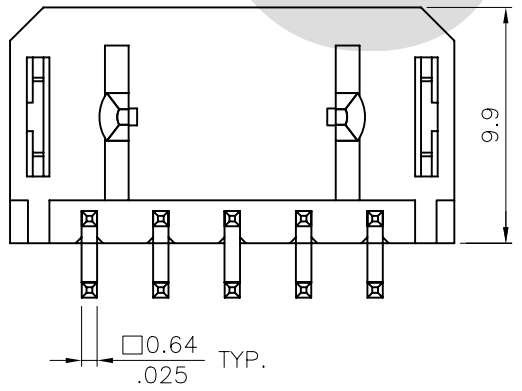

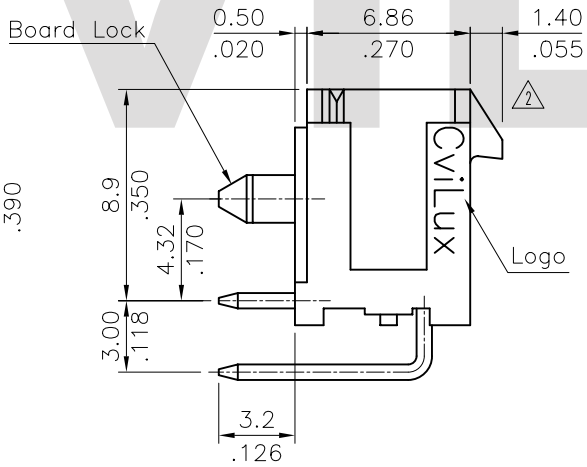

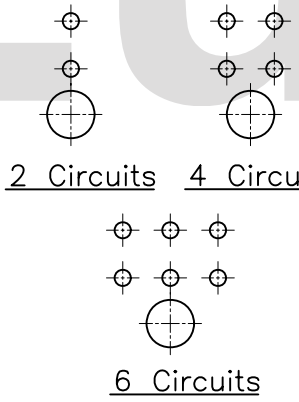

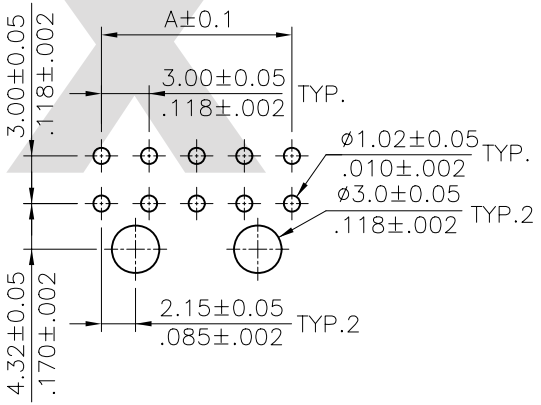

Recommended P.C. Board layout

RoHS Compliant

SYM	NAME	DATE	REVISIONS
△5	Sun	9/18-06'	ECR06083-0/ECN06330
△4	Sun	12/12-05	ECN05428
△3	Casey	9/22-05'	ECR05080-0/ECN05322
△2	Casey	8/12-05'	ECR05064/ECN05274

CVILUX CORP. 2006.09.25 ISSUED

		DATE
DRAWN BY:	Sun	9/20-06'
ENGINEER:	Eisley	9/20-06'
CHECKED BY:	David	9/20-06'
APPROVED BY:	Alex	9/20-06'

UNIT: mm / inch

TOLERANCE UNLESS OTHERWISE SPECIFIED

.X ± 0.30/.012	X.° ± 1°
.XX ± 0.20/.008	.X° ±
.XXX ± 0.10/.004	.XX° ±

TITLE: 3.00mm PITCH RIGHT ANGLE HEADER POWER CONNECTOR

MATERIAL:

FINISH:

瀚荃股份有限公司
CviLux Corporation

DRAWING NO.	CP3506SJ	PART NO.	CP35**P*H00
SCALE	3 / 1	SHEET	1 OF 1

CVILUX