SK series

・105℃ 2000hours, standard product.
・RoHS Compliance
・105℃ 2000小時標準品



SK

SPECIFICATIONS

Items 項 目	Characteristics 特 性										
Capacitance Tolerance 靜電容量誤差	± 20%(120Hz,20℃)										
Operating Temperature Range 適用温度範圍	-40 ~ +105℃					-40 ~ +105℃				-25 ~ +105℃	
Rated Voltage Range 額定電壓範圍	6.3 ~ 100VDC					160 ~ 250VDC				350 ~ 500VDC	
Leakage Current 洩漏電流	I ≦ 0.01CV or 3 (μA) which is greater.(After 2 minutes application of DC rated voltage, at 20 ℃)					I ≦ 0.03CV +20 (μA) (After 3 minutes application of DC rated voltage, at 20 ℃)					
Dissipation Factor 散逸因素(tan δ)	Measurement Frequency: 120Hz. Temperature: 20℃										
	Rated Voltage(V)	6.3	10	16	25	35	50	63	80	100	160~250	350~500
	tan δ(Max)	0.24	0.20	0.16	0.15	0.12	0.10	0.09	0.08	0.08	0.20	0.25
	When nominal capacitance over 1000μF, tanδ shall be added 0.02 to the listed value with increase of every 1000μF .										
Low Temperature Stability 低温特性 Impedance Ratio(Max) 阻抗比率(最大值)	Measurement Frequency: 120Hz.										
	Rated Voltage(V)	6.3	10	16	25	35	50~100		160~250	350~400	450~500
	Z(-25℃)/Z(20℃)	5	4	3	2	2	2		3	6	15
	Z(-40℃)/Z(20℃)	10	8	6	4	3	3		4	-	-
Load Life 負荷壽命	2000hours,with application of rated voltage at 105℃										
	Capacitance Change	Within ± 20% of Initial Value									
	tan δ	200% or less of Initial Specified Value									
	Leakage Current	Initial Specified Value or less									
Shelf Life 放置壽命	The following specifications shall be satisfied when the capacitors are restored to 20℃ after exposing them for 1,000 hours 105℃ without voltage applied. Before the measurement, the capacitor shall be preconditioned by applying voltage according to them 4.1 of JIS C5101-4.										
	Capacitance Change	Within ± 20% of Initial Value									
	tan δ	200% or less of Initial Specified Value									
	Leakage Current	Initial Specified Value or less									
Standards 參照標準	JIS C 5101-4 (IEC 60384)										

Frequency Coefficient of Permissible Ripple Current

Rated Voltage (V)	Capacitance (μF)	Frequency (Hz)			
		50	120	1K	≦20K
≦ 100	< 100	0.75	1.00	1.57	2.00
	100 ~ 470	0.80	1.00	1.34	1.50
	> 470	0.85	1.00	1.10	1.15
≧ 160	0.47 ~ 470	0.85	1.00	1.40	1.50

The endurance of capacitors is reduced with internal heating produced by ripple current at the rate of halving the lifetime with every 5℃ rise. When long life performance is required in actual use , the rms ripple current has to be reduced.

SK series

DIMENSIONS(mm)

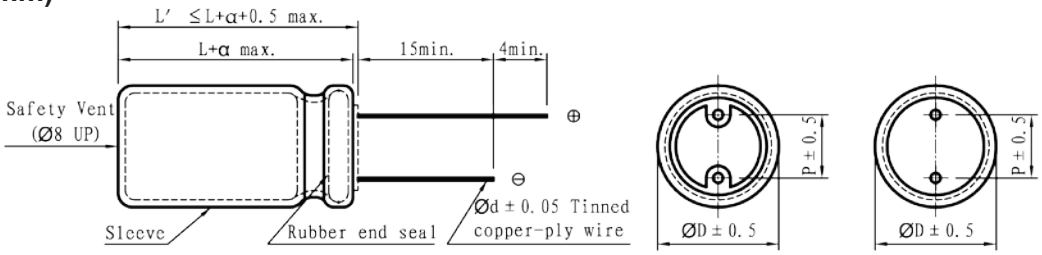

φD	5	6.3	8	10	13	14.5	16	18	22	25
P	2.0	2.5	3.5	5.0	5.0	7.5	7.5	7.5	10	12.5
φd	0.5	0.5	0.5	0.6	0.6	0.8	0.8	0.8	0.8	1.0

α	(L < 16) 1.0 (L ≧ 16) 2.0

STANDARD RATINGS

D×L(mm) ; R.C.(mA rms) at 105℃ 120Hz.

Cap (μF)	V (Code)	6.3 (0J)		10 (1A)		16 (1C)		25 (1E)		35 (1V)		50 (1H)		63 (1J)		100 (2A)	
	Item	D x L	R.C.	D x L	R.C.	D x L	R.C.	D x L	R.C.	D x L	R.C.	D x L	R.C.	D x L	R.C.	D x L	R.C.
0.1~0.47												5x11	11	5x11	12	5x11	17
1												5x11	15	5x11	17	5x11	20
2.2												5x11	24	5x11	25	5x11	30
3.3												5x11	30	5x11	31	5x11	36
4.7								5x11	30	5x11	31	5x11	36	5x11	37	5x11	44
6.8								5x11	35	5x11	37	5x11	46	5x11	51	5x11	45
10						5x11	42	5x11	43	5x11	47	5x11	54	5x11	58	6.3x11	75
22		5x11	54	5x11	59	5x11	63	5x11	65	5x11	75	5x11	83	6.3x11	109	8x12	112
33		5x11	66	5x11	77	5x11	79	5x11	83	5x11	91	6.3x11	107	8x12	121	8x12	133
47		5x11	78	5x11	87	5x11	94	5x11	97	6.3x11	116	6.3x11	145	8x12	163	10x13	170
56		5x11	90	5x11	100	5x11	105	5x11	109	6.3x11	127	6.3x11	151	8x12	172	10x16	187
68		5x11	102	5x11	119	5x11	145	5x11	151	6.3x11	169	6.3x11	196	8x12	206	10x16	238
100		5x11	111	5x11	139	6.3x11	151	6.3x11	163	8x12	194	8x14	242	10x13	254	10x20	315
220		5x11	175	6.3x11	212	8x12	237	8x12	290	10x13	332	10x16	363	10x20	436	13x25	581
330		6.3x11	233	6.3x11	272	8x12	321	10x13	369	10x16	484	10x20	514	13x21	666	16x26	714
470		6.3x11	266	8x12	299	8x14	381	8x16 10x16	436 460	10x20	581	13x21	762	13x25	847	16x32	968
560		8x12	272	8x12	306	8x14	387	10x16	448	10x20	629	13x21	774	13x25	871	16x36	1012
680		8x12	278	8x12	319	8x16	424	10x20	581	13x21	702	13x25	799	16x26	1004	18x32	1210
1000		8x14	484	10x13	586	10x16	617	10x20	750	13x21	908	13x25	1089	16x32	1210	18x35	1573
1500		8x20	545	10x20	592	10x20	641	13x21	787	13x25	1041	16x32	1452	18x32	1718		
2200		10x20	774	10x20	918	13x21	1004	13x25	1132	16x26	1343	16x36	1609	18x35	1997		
3300		10x20	908	13x21	1091	13x25	1222	16x26	1428	16x36	1730	18x35	1997	22x40	2347		
4700		13x21	1162	13x25	1306	16x26	1464	16x32	1718	18x35	2057	22x40	2541	22x50	2965		
6800		13x25	1385	16x26	1770	16x36	1863	18x35	2202	22x40	2602	22x50	3025				
10000		16x26	1730	16x36	2236	18x35	2335	22x40	2589	22x50	3207						
15000		16x36	2214	18x35	2808	22x40	2928	22x50	3328								
22000		18x40	2771	22x40	3514	22x50	3630										

Cap (μF)	V (Code)	160 (2C)		200 (2D)		250 (2E)		350 (2V)		400 (2G)		450 (2W)		500 (2H)			
	Item	D x L	R.C.	D x L	R.C.	D x L	R.C.	D x L	R.C.	D x L	R.C.	D x L	R.C.	D x L	R.C.		
2.2		6.3x11	26	6.3x11	28	8x12	34	8x12	30	10x13	36	10x16	39				
3.3		8x12	36	8x12	42	8x12	48	10x13	39	10x13	46	10x16	51	10x20	35		
4.7		8x12	48	8x12	51	10x13	61	10x13	46	10x16	61	10x20	65	10x20	48		
6.8		8x12	51	8x12	61	10x13	70	10x13	76	10x16	83	13x21	87	13x21	65		
10		10x13	61	10x16	73	10x16	85	10x20	97	10x20	97	13x21	95	13x21	80		
22		10x16	121	10x20	163	13x21	157	13x25	151	13x25	175	16x26	182	16x26	105		
33		10x20	145	13x21	175	13x21	182	13x25	176	16x26	211	16x26	211	16x32	145		
47		13x21	194	13x25	242	13x25	248	16x26	254	16x26	278	16x32	339	18x35	165		
68		13x21	224	13x25	253	16x26	272	16x32	260	16x32	317	18x32	508	18x45	180		
82		13x25	266	13x25	278	16x26	300	16x32	284	18x26	424	18x35	569				
100		16x26	363	16x26	320	16x32	393	18x32	328	18x32	484	18x40	605				
120		16x26	363	16x26	363	16x32	460	18x35	347	18x35	545	18x40	666				
150		16x26	399	16x32	444	18x32	545	18x40	387	18x40	605	22x45	750				
220		16x36	520	18x32	641	22x35	847										
330		18x35	726	22x35	750												
470		18x40	877	22x40	925												

※ 13mm may be replaced by 12.5mm upon customer's request.

SK series

SLIM TYPE

- 105℃ high-temperature and high voltage 400~500V, life 2000hrs.
- Specially Size, 8~16mm diameter.
- For LCD-TV and LCD-Moniter power.
- RoHS Compliance.
- 105℃ 耐高温標準品，高壓400~500V，壽命2000小時。
- 特殊專用尺寸，直徑8~16mm。
- 使用於LCD TV與LCD Moniter電源應用。



SPECIFICATIONS

D×L(mm) ; R.C.(mA rms) at 105℃ 120Hz.

Cap (μF)	V (Code)	400 (2G)		450 (2W)		500 (2H)	
	Item	D x L	R.C.	D x L	R.C.	D x L	R.C.
22		8x50	158	8x50	168	13x40	158
		10x30	150	10x35	153		
33		8x61	210	8x61	218	13x45	162
		10x40	192	10x45	198		
39		8x61	258	8x61	287	14.5x45	160
		10x45	235	10x50	250		
		13x35	250	13x40	265		
47		10x50	285	10x50	335	14.5x45	163
		13x40	282	13x45	305	16x50	175
		14.5x30	278	14.5x30	290		
53		10x50	305	10x50	400	16x50	178
68		13x45	340	14.5x40	460		
		14.5x30	330	16x35	490		
82		13x50	365	14.5x50	460		
		14.5x40	385	16x40	490		
100		14.5x45	468	14.5x50	620		
				16x50	640		
120		14.5x50	550	16x50	650		

※ 13mm may be replaced by 12.5mm upon customer's request.