AZ2150W

30 AMP MINIATURE POWER RELAY



FEATURES

- 1.75 mm contact gap
- DC coils up to 48V
- High dielectric strength version available
- All plastics PTI 250
- Epoxy sealed versions available
- UL Class F (155°C) standard
- UL, CUR E44211
- VDE certificate 40023154

CONTACTS

Arrangement	SPST (1 Form A)
Ratings	Resistive load: Max. switched power: 900W or 8310VA Max. switched current: 30A Max. switched voltage: 250 VDC* or 440 VAC * Note: If switching voltage is greater than 30 VDC, special precautions must be taken. Please contact the factory.
UL, CUR	30A at 277 VAC, General Use, Resistive
VDE	20A at 250 VAC, AC7a
Material	Silver tin oxide
Resistance	< 50 milliohms initially (24V, 1A voltage drop method)

COIL

Power	
At Pickup Voltage (typical)	625mW
Max. Continuous Dissipation	1.7W at 20°C (68°F) ambient
Temperature Rise	43°C (77°F) at nominal coil voltage
Max. Temperature	155°C (311°F) Class F

NOTES

1. All values at 20°C (68°F).
2. Relay may pull in with less than “Must Operate” value.
3. Specifications subject to change without notice.
4. If higher electrical loads are to be switched by the relay contacts, the vent nib has to be opened prior to use of the relay.

GENERAL DATA

Life Expectancy **Mechanical** **Electrical**	Minimum operations 2 x 10^5 3 x 10^4 at 30 A 250 VAC Res.
Operate Time	15 msec max. at nominal coil voltage
Release Time	10 msec max. at nominal coil voltage (without suppression)
Dielectric Strength (at sea level for 1 min.)	3000 Vrms between open contacts 4000 Vrms contact to coil
Holding Voltage	Greater than 50% of nominal coil voltage
Insulation Resistance	1000 megohms min. at 20°C, 500 VDC 50% RH
Dropout	Greater than 10% of nominal coil voltage
Ambient Temperature **Operating** **Storage**	-40°C (-40°F) to 85°C (185°F) - DC coils
Vibration	0.062" (1.5 mm) DA at 10–55 Hz
Shock	10 g
Enclosure	P.B.T. polyester
Terminals	Tinned copper alloy, P.C.,
Max. Solder Temp.	270°C (518°F)
Max. Solder Time	5 seconds
Max. Solvent Temp.	80°C (176°F)
Max. Immersion Time	30 seconds
Weight	25 grams
Packing unit in pcs	40 per plastic tray / 280 per carton box

AMERICAN ZETTLER, INC. www.azettler.com
75 COLUMBIA • ALISO VIEJO, CA 92656 • PHONE: (949) 831-5000 • FAX: (949) 831-8642 • E-MAIL: SALES@AZETTLER.COM
8/17/15

AZ2150W

RELAY ORDERING DATA

COIL SPECIFICATIONS – DC Coil					ORDER NUMBER*
Nominal Coil VDC	Must Operate VDC	Max. Continuous VDC	Min. Holding VDC	Coil Resistance Ohm ± 10%	
5	3.75	6.0	2.5	22.5	AZ2150W–1AE–5DF
6	4.50	7.2	3.0	32.5	AZ2150W–1AE–6DF
9	6.75	10.8	4.5	73	AZ2150W–1AE–9DF
12	9.0	14.4	6.0	130	AZ2150W–1AE–12DF
24	18.0	38.8	12.0	520	AZ2150W–1AE–24DF
48	36.0	57.6	24.0	2,080	AZ2150W–1AE–48DF

* Substitute “DEF” in place of “DF” for epoxy sealed version.
Add “T” at the end of part number for 4000Vrms dielectric strength version.
Coils 5VDC, 6VDC, 48VDC, not VDE approved.

MECHANICAL DATA

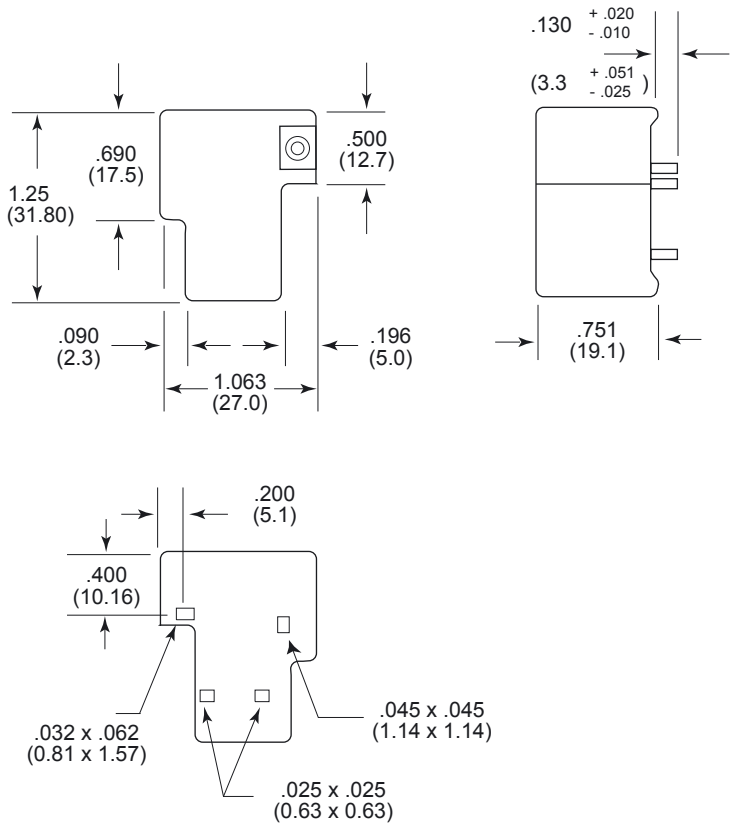

PC BOARD LAYOUT

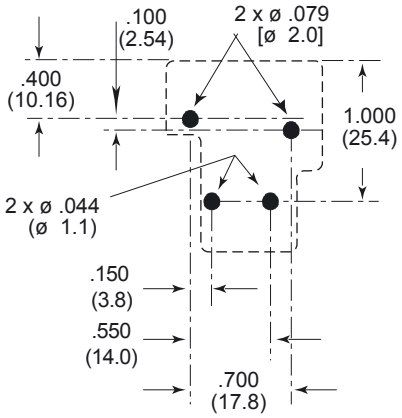

Viewed toward terminals

WIRING DIAGRAMS

Form A

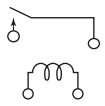

Viewed toward terminals

Dimensions in inches with metric equivalents in parentheses. Tolerance: ± .010"

AMERICAN ZETTLER, INC. www.azettler.com
75 COLUMBIA • ALISO VIEJO, CA 92656 • PHONE: (949) 831-5000 • FAX: (949) 831-8642 • E-MAIL: SALES@AZETTLER.COM