

Applicable socket type:
140FF-2Z- C3
18FF- 4Z- C3
18FF- 2Z- C3

OUTLINE DIMENSIONS

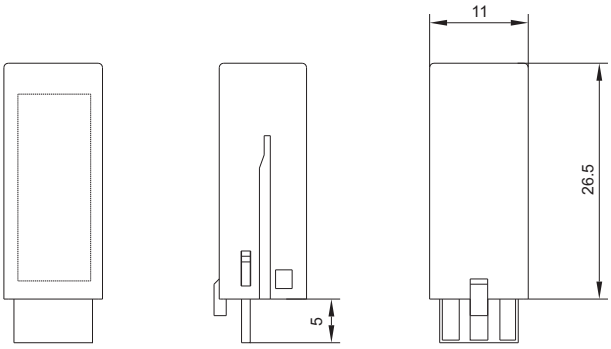

SPECIFICATIONS FOR MODULES

Ordering Code [1)]	Circuit Diagram	Voltage	Components	Functions
HFHAA	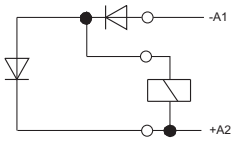	6 to 220VDC	Diode	● With diode to protect the coil and to eliminate the converse current
HFHAB	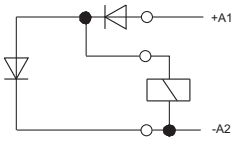	6 to 220VDC	Diode	● With diode to protect the coil and to eliminate the converse current
HFHBC (R) HFHBC (G)	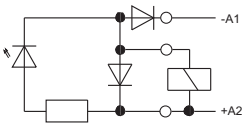	6 to 24VDC	Diode LED Resistor	● With diode to protect the coil and to eliminate the converse current ● With LED to show the coil in voltage
HFHBD (R) HFHBD (G)	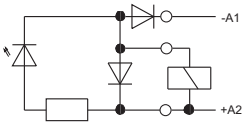	24 to 60VDC	Diode LED Resistor	● With diode to protect the coil and to eliminate the converse current ● With LED to show the coil in voltage
HFHBE (R) HFHBE (G)	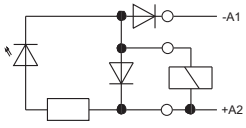	110 to 220VDC	Diode LED Resistor	● With diode to protect the coil and to eliminate the converse current ● With LED to show the coil in voltage

Ordering Code [1)]	Circuit Diagram	Voltage	Components	Functions
HFHCF (R) HFHCF (G)	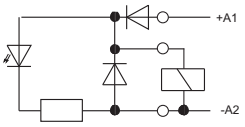	6 to 24VDC	Diode LED Resistor	● With diode to protect the coil and to eliminate the converse current ● With LED to show the coil in voltage
HFHCG (R) HFHCG (G)	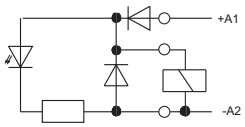	24 to 60VDC	Diode LED Resistor	● With diode to protect the coil and to eliminate the converse current ● With LED to show the coil in voltage
HFHCH (R) HFHCH (G)	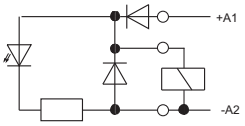	110VDC	Diode LED Resistor	● With diode to protect the coil and to eliminate the converse current ● With LED to show the coil in voltage
HFHDI	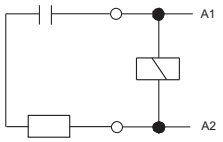	6 to 24V AC / DC	Capacitor Resistor	● With RC to protect the coil and to absorb instant starting surge current
HFHDJ	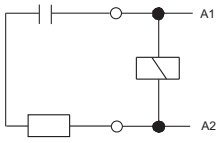	24 to 60V AC / DC	Capacitor Resistor	● With RC to protect the coil and to absorb instant starting surge current
HFHDK	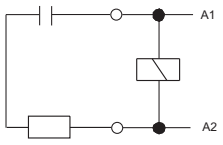	110 to 230V AC / DC	Capacitor Resistor	● With RC to protect the coil and to absorb instant starting surge current
HFHEL (R) HFHEL (G)	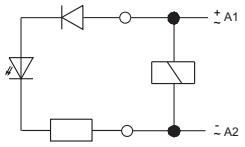	6 to 24V AC / DC	Diode LED Resistor	● With diode to protect the coil and to eliminate the converse current ● With LED to show the coil in voltage
HFHEM (R) HFHEM (G)	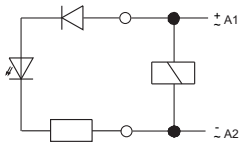	24 to 60V AC / DC	Diode LED Resistor	● With diode to protect the coil and to eliminate the converse current ● With LED to show the coil in voltage
HFHEN (R) HFHEN (G)	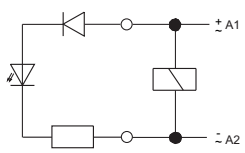	115 to 230VAC 110VDC	Diode LED Resistor	● With diode to protect the coil and to eliminate the converse current ● With LED to show the coil in voltage
HFHFO (R) HFHFO (G)	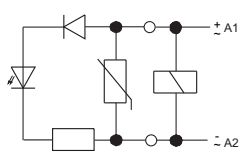	6 to 24V AC / DC	Diode LED Resistor Varistor	● With diode to protect the coil and to eliminate the converse current ● With LED to show the coil in voltage ● With varistor in parallel connection to absorb instant starting surge current

Ordering Code [1]	Circuit Diagram	Voltage	Components	Functions
HFHFP (R) HFHFP (G)	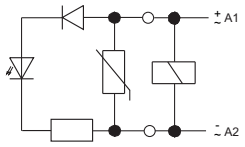	24 to 60V AC / DC	Diode LED Resistor Varistor	● With diode to protect the coil and to eliminate the converse current ● With LED to show the coil in voltage ● With varistor in parallel connection to absorb instant starting surge current
HFHFQ (R) HFHFQ (G)	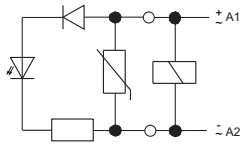	115 to 230VAC 110VDC	Diode LED Resistor Varistor	● With diode to protect the coil and to eliminate the converse current ● With LED to show the coil in voltage ● With varistor in parallel connection to absorb instant starting surge current
HFHGR	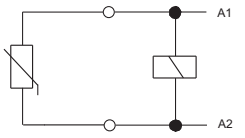	24VAC	Varistor	● With varistor in parallel connection to absorb instant starting surge current
HFHGS	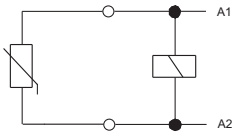	115VAC	Varistor	● With varistor in parallel connection to absorb instant starting surge current
HFHGT	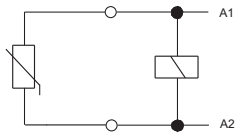	230VAC	Varistor	● With varistor in parallel connection to absorb instant starting surge current
HFHHU	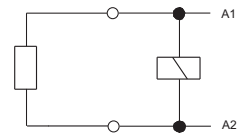	110 to 230VAC	Resistor	● With resistor to protect the coil and to spread around current

1) When there is LED in the module, please indicate (R) or (G) to show the color of the light, for example HFBC(R) or HFBC (G). (R) means red light while (G) means green light.

Disclaimer

This datasheet is for the customers' reference. All the specifications are subject to change without notice.
We could not evaluate all the performance and all the parameters for every possible application. Thus the user should be in a right position to choose the suitable product for their own application. If there is any query, please contact Hongfa for the technical service. However, it is the user's responsibility to determine which product should be used only.

© Xiamen Hongfa Electroacoustic Co., Ltd. All rights of Hongfa are reserved.